

Hello Robins!

Thank you for joining us today. We are just waiting for a few more children to join the session. We will get started in a few minutes.

You will need:

A pen/pencil

A few pieces of paper

Focus: English/Topic




Start Time: 10:30


While you're waiting, can you find the first sound that matches the pictures?



s i a




t o d



c s f



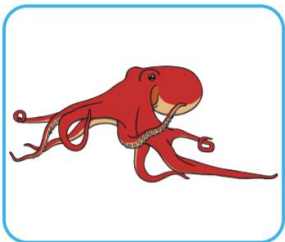
c g m




e l t




s i a



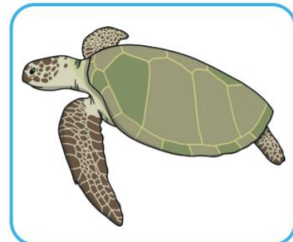
t o d



c s f



c g m



e l t

|  |
|--|
|  |
|  |



Let's say hello!



# Let's get warmed up!



# Sound Check




a

S

i



d



g

n


n


p

b

k







u

sh

qu

e

h

z




r

ng


th

f

nk





ch





# Red Word Check




no

you


the

I



Our topic is...



# Our Seaside



It's time to write. Let's Fred Talk.











fish






ink





glad

Our story today is...



Tune into to our zoom story at 1:00pm today to find out more!

What do you know about fish?



# What do you know about rainbow fish?

- They eat insects floating on the surface of the water
- Most rainbowfish are small, less than 12 cm or about the size of spoon!
- The male fish are more colourful!



Let's watch this video  
to see more!



[https://www.youtube.com/watch?v=W7Qz7BrjoYE&ab\\_channel=MbunaMarcus-Aquariums%2CCichlidsandMore](https://www.youtube.com/watch?v=W7Qz7BrjoYE&ab_channel=MbunaMarcus-Aquariums%2CCichlidsandMore)



What do you find out about rainbow fish?



# Top tips for sentence writing:

Say the sentence.

Count the words.

Fred Talk each word.

Say the sentence to remember which word comes next.

Use a finger space between each word.

Finish with a full stop.

The lines we use to write on at school are bigger than normal lined paper. Ask your grown up to draw some lines for you or write on plain paper.



# Home Learning

## Part 1

### Rainbow fish

Could you make your own rainbow fish?

Make it as colourful as you can!

You could use paint, pens, pencils glitter or collage by cutting out different colour pieces of paper or magazines to stick on.



# Home Learning

## PART 2



Label your rainbow fish:

Start with your RVI group's phrase and then try the other groups' or make up your own!

**Pink & Purple:** A Rainbow fish eats bugs. The Rainbow fish is glad.

**Green:** A Rainbow fish eats bugs. The fish is mad.

**Speed Sounds C:** Red fish swim.

**Speed Sounds A & B:** red bug mad

Take a photo or video of your super work and upload it to Tapestry. We will comment and 'like' your lovely learning!

# See you soon!

Well done, Robins!

Great work everybody! You all did really well and tried so hard!  
It's time to say well done and wave goodbye.

