

Hello Robins!


Thank you for joining us today. We are just waiting for a few more children to join the session. We will get started in a few minutes.

You will need:
A pen/pencil
A few pieces of paper



While you're waiting, look at the pictures and write the words which match them:





hat

dog

frog

rock

Let's sing our Morning Song!


Good morning everybody,
How are you?
Good morning everybody,
How are you?
Here at Whitehawk today we will
learn and we will play,
Good morning everybody,
How are you?




Let's say hello!





Do you have any news you would like to share?



Let's get warmed up!



Sound Check




a

S

i

d



g


n


n

p

b

k





u

sh

qu

e

h

z


r

ng


th

f



nk



ch



Red Word Check




no

you


the

I


Our topic is...



Our Seaside



It's time to write. Let's Fred Talk.








shell





Swim

Our story today is...



Tune into to our zoom story at 1:00pm today to find out more!

What do you know about hermit crabs?



Hermit Crabs

- They live in the sea.
- They can go in the water and on the beach.
- As they grow they have to find bigger and better shells to live in. They find shells on the sea floor.
- Sometimes Hermit Crabs swap their shells.
- The 'Sharing a Shell' story is about this type of animal.



Let's find out more about Hermit Crabs



<https://www.youtube.com/watch?v=LhKo-S8QHvQ>

What did you find out about Hermit Crabs?



Let's find out more about Hermit Crabs

<https://www.youtube.com/watch?v=LhKo-S8QHvQ>

Let's watch Hermit Crabs swap shells!



<https://www.youtube.com/watch?v=zpjklLt1qWk>

Do you know what this is?



Why is rubbish a problem for Hermit Crabs?

What can you see?



Top tips for sentence writing:

Say the sentence.

Count the words.

Fred Talk each word.

Say the sentence to remember which word comes next.

Use a finger space between each word.

Finish with a full stop.

The lines we use to write on at school are bigger than normal lined paper. Ask your grown up to draw some lines for you or write on plain paper.



Home Learning

PART 1

Make your own paper plate Hermit Crab:

Have fun making your own shell for a Hermit Crab. Use a paper plate or draw circle to cut out. Can you find thing to decorate your lovely crab and its super shell?



Home Learning

PART 2



Describe your Hermit Crab's shell:

Start with your RVW group's phrase and then try the other groups' or make up your own!


Pink & Purple: When a hermit crab grows too big it will need a new shell. Sometimes a hermit crab will swap shells with its friends.

Green: The crab needs a big shell. The shell will keep it safe.

Speed Sounds C: Big shell swap a shell keep it on

Speed Sounds A & B: get shell hid fun

Take a photo or video of your super work and upload it to Tapestry. We will comment and 'like' your lovely learning!



TAPESTRY
ONLINE LEARNING
JOURNAL

See you soon!

Well done, Robins!

Great work everybody! You all did really well and tried so hard!
It's time to say well done and wave goodbye.

