

Hello Robins!

Thank you for joining us today. We are just waiting for a few more children to join the session. We will get started in a few minutes.

You will need:

A pen/pencil

A few pieces of paper

Focus: English/Topic



Start Time: 10:30

While you're waiting, copy these words and highlight the special friends you notice:

link blink fish shop

link blink fish shop

nk - "I think I stink"


sh - "Sh', said the horse to the hissing snake."





Let's say hello!



Let's get warmed up!



Sound Check




a

S

i

d



g


n


n

p

b

k





u

sh

qu

e

h

z


r

ng


th

f



nk



ch



Red Word Check




no

you


the

I


Our topic is...



Our Seaside



It's time to write. Let's Fred Talk.







fish





crab

Our story today is...



Tune into to our zoom story at 1:00pm today to find out more!

What do you know about crabs?



What do you know about crabs?

- Red Christmas Crab
- They live on Christmas Island in Australia
- They migrate from the forest to the sea every year. All of the crabs do this together!

Let's find out more with this video!



<https://kids.nationalgeographic.com/animals/invertebrates/facts/christmas-island-red-crab>

What do you find out about Red Crabs?



Top tips for sentence writing:

Say the sentence.

Count the words.

Fred Talk each word.

Say the sentence to remember which word comes next.

Use a finger space between each word.

Finish with a full stop.

The lines we use to write on at school are bigger than normal lined paper. Ask your grown up to draw some lines for you or write on plain paper.



Home Learning

PART 1


Make a handprint Red Christmas Crab:

Have fun painting your hands red and printing on paper to make your own crab. If you don't have paint you could draw around your hands and colour it in instead! Can you decorate your page too?



Home Learning

PART 2



Label your crab:

Start with your RWM group's phrase and then try the other groups' or make up your own!


Pink & Purple: A Red Christmas Crab has sharp claws and can pinch you. The crabs go to the sea to lay eggs.

Green: A Red Crab can dig in the sand. A Red Crab can pinch.

Speed Sounds C: Red crab. Dig and run.

Speed Sounds A & B: big red run dig

Take a photo or video of your super work and upload it to Tapestry. We will comment and 'like' your lovely learning!



TAPESTRY
ONLINE LEARNING
JOURNAL

See you soon!

Well done, Robins!

Great work everybody! You all did really well and tried so hard!
It's time to say well done and wave goodbye.

