



Hello Robins!

Thank you for joining us today. We are just waiting for a few more children to join the session. We will get started in a few minutes.

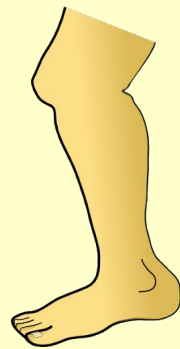

You will need:
A pen/pencil
A few pieces of paper



While you're waiting, look at the pictures and write the words which match them:



While you're waiting, look at the pictures and write the words which match them:



bed

red

bench

leg

Let's sing our Morning Song!

Good morning everybody,

How are you?

Good morning everybody,

How are you?

Here at Whitehawk today we will

learn and we will play,

Good morning everybody,

How are you?





Let's say hello!



Let's get warmed up!



Sound Check




a

S

i

d



g


n


n

p

b

k





u

sh

qu

e

h

z


r

ng


th

f



nk



ch



Red Word Check




no

you


the

I


Our topic is...



Our Seaside



It's time to write. Let's Fred Talk.







ee



what can you see?

beach






deep

ee



what can you see?

Our story today is...



Tune into to our zoom story at 1:00pm today to find out more!

What do you know about rubbish?



Where do you think this is?



Why is rubbish bad for our beach?



What can we do to help?



Top tips for sentence writing:

Say the sentence.

Count the words.

Fred Talk each word.

Say the sentence to remember which word comes next.

Use a finger space between each word.

Finish with a full stop.

The lines we use to write on at school are bigger than normal lined paper. Ask your grown up to draw some lines for you or write on plain paper.



Home Learning

PART 1


Make your own recycled fish:

Have fun recycling plastic! Ask a grown up to help you tie an elastic Band around an empty water bottle to make a tail for your fish. Then Decorate your fish with paint, pens or filling it with shiny things!



Home Learning

PART 2



Make a poster about your plastic bottle fish:

Start with your RVVI group's phrase and then try the other groups' or make up your own!

Pink & Purple: We need to keep the beach clean. It will help keep the fish and seagulls safe. You can throw rubbish in the bin.

Green: Clean up to keep the fish happy.

Speed Sounds C: Big mess sad fish big bin

Speed Sounds A & B: sad fish mess bin



Take a photo or video of your super work and upload it to Tapestry. We will comment and 'like' your lovely learning!

See you soon!

Well done, Robins!

Great work everybody! You all did really well and tried so hard!
It's time to say well done and wave goodbye.

