



City Academy
Whitehawk

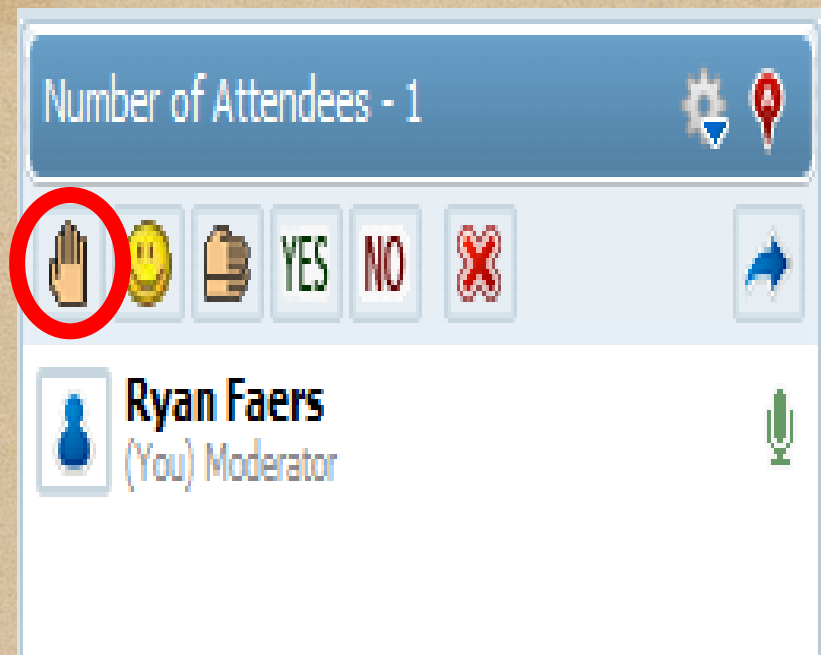
Writing with Miss Varco

Today you will need:

- Paper/whiteboard 
- Pen/pencil 
- Headphones if you have them 

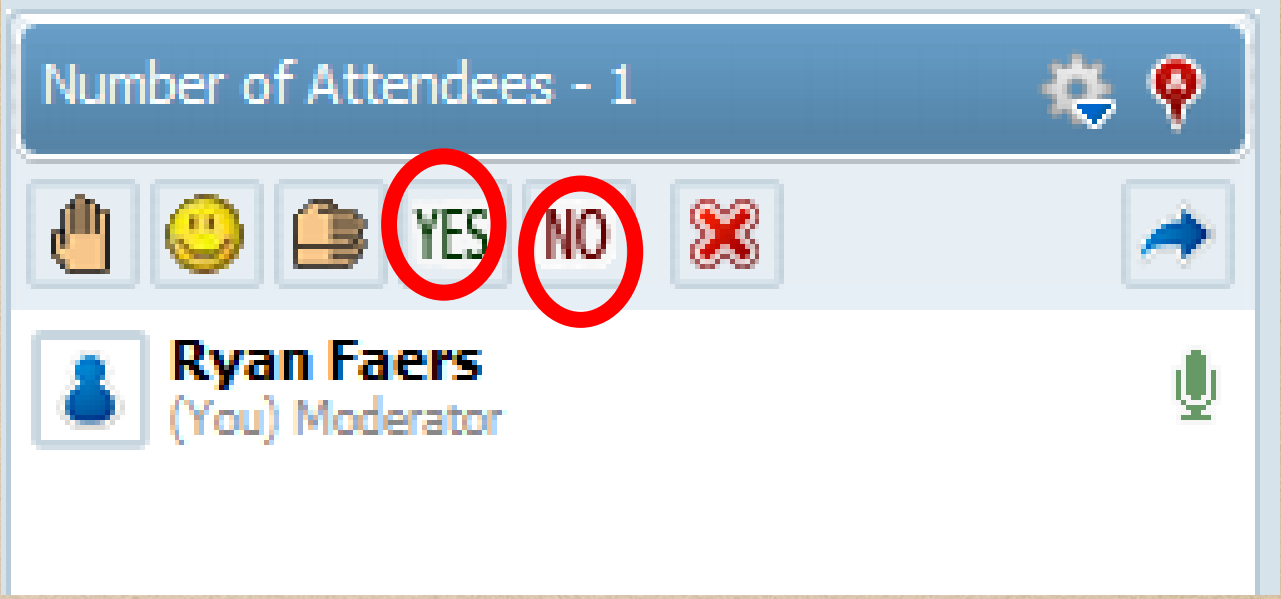


Can you write some sentences about this picture?



Use the hands up button if you'd like to talk

Make sure you've got something to write on



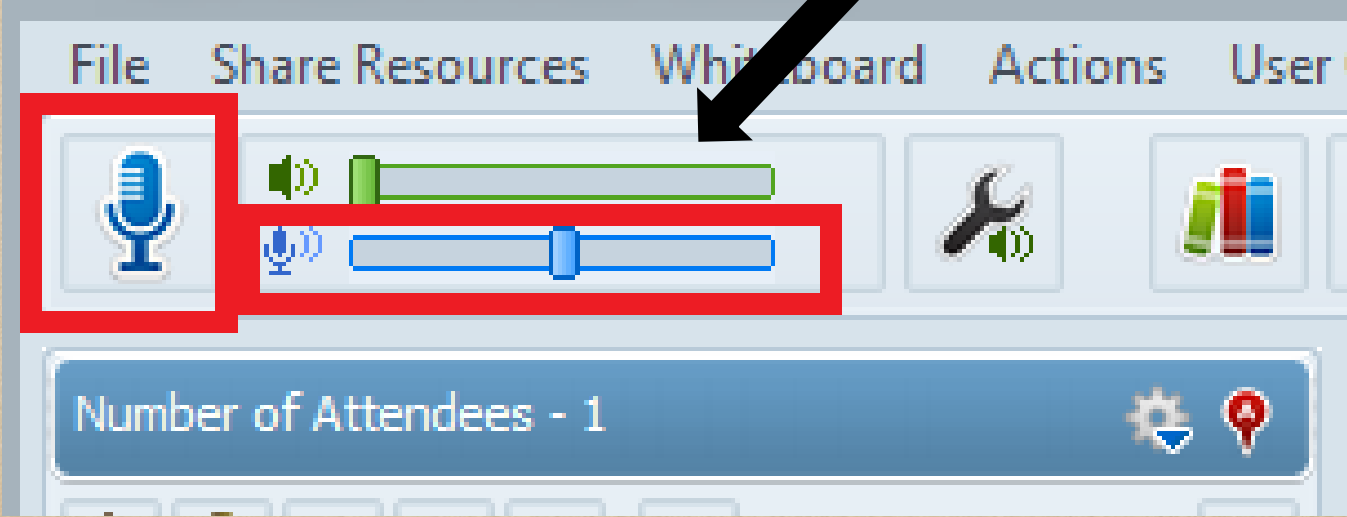
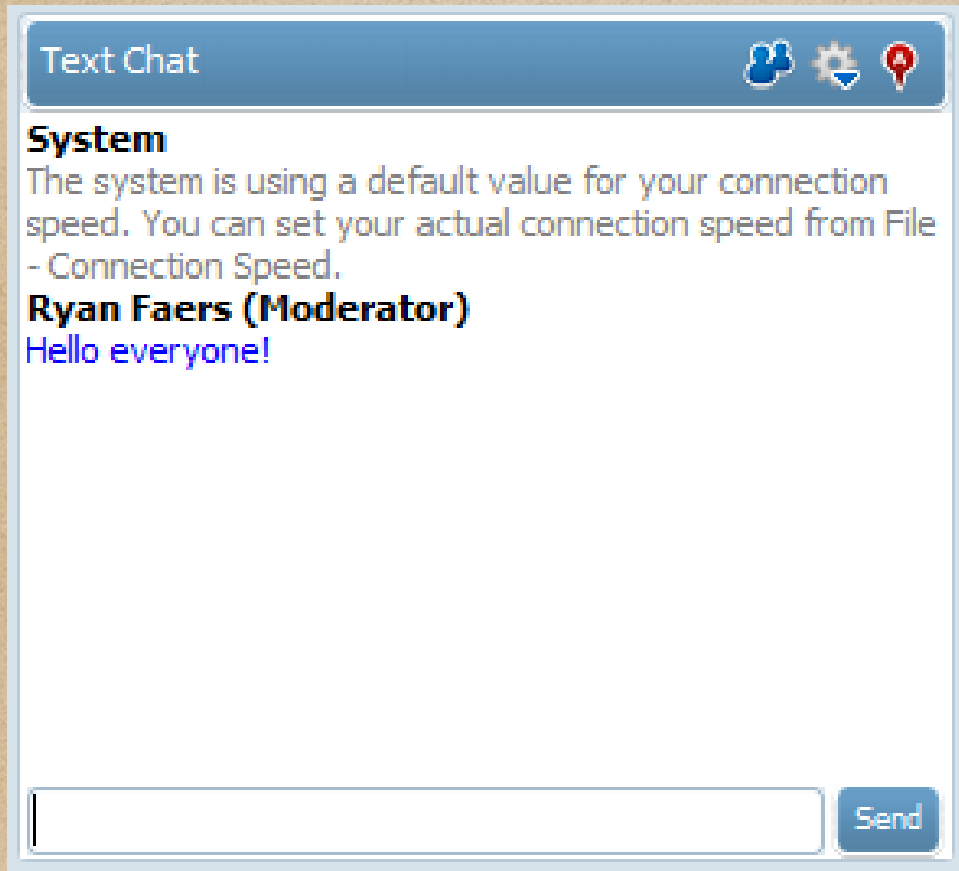
Press the yes or no button to answer some questions

Only use the chat function when asked



Keep your microphones muted unless you've been asked to answer a question

Be ready to learn and have a go!





City Academy
Whitehawk

Spelling

Complex Speed Sounds

Consonant sounds

f	l	m	n	r	s	v	z	sh	th	ng
ff	ll	mm	nn	rr	ss	ve	zz	ti		nk
ph	le	mb	kn	wr	se		s	ci		
					c		se			
					ce					

b	c	d	g	h	j	p	qu	t	w	x	y	ch
bb	k	dd	gg		g	pp		tt	wh			tch
	ck				ge							
	ch				dge							

Vowel sounds

a	e	i	o	u	ay	ee	igh	ow
	ea				<u>a-e</u>	y	<u>i-e</u>	<u>o-e</u>
					ai	ea	ie	oa
						e	i	o
							y	

oo	oo	ar	or	air	ir	ou	oy	ire	ear	ure
<u>u-e</u>			oor	are	ur	ow	oi			
ue			ore		er					
ew			aw							
			au							

 First	 Next	 Last
-----------	----------	----------

Say the word and listen for the sounds

Show the sounds on your fingers

Squeeze each sound and say it as you write it to make your word



City Academy
Whitehawk

Hold a sentence



Complex Speed Sounds

Consonant sounds

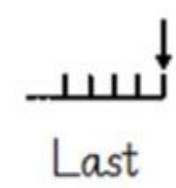
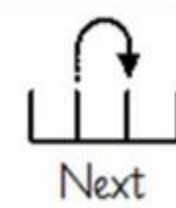
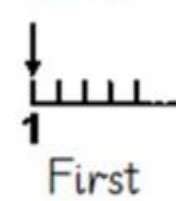
f ff ph	l ll le	m mm mb	n nn kn	r rr wr	s ss se c ce	v ve	z zz s se	sh ti ci	th	ng nk
---------------	---------------	---------------	---------------	---------------	--------------------------	---------	--------------------	----------------	----	----------

b bb ck ch	c ck	d dd	g gg	h	j g ge dge	p pp	qu	t tt	w wh	x	y	ch tch
---------------------	---------	---------	---------	---	---------------------	---------	----	---------	---------	---	---	-----------


Vowel sounds

a	e ea	i	o	u	ay ā-e ai	ee y ea e	igh ī-e ie i y	ow ō-e oa o
---	---------	---	---	---	-----------------	--------------------	----------------------------	----------------------

oo ū-e ue ew	oo	ar	or oor ore aw au	air are	ir ur er	ou ow	oy oi	ire	ear	ure
-----------------------	----	----	------------------------------	------------	----------------	----------	----------	-----	-----	-----



Say the sentence

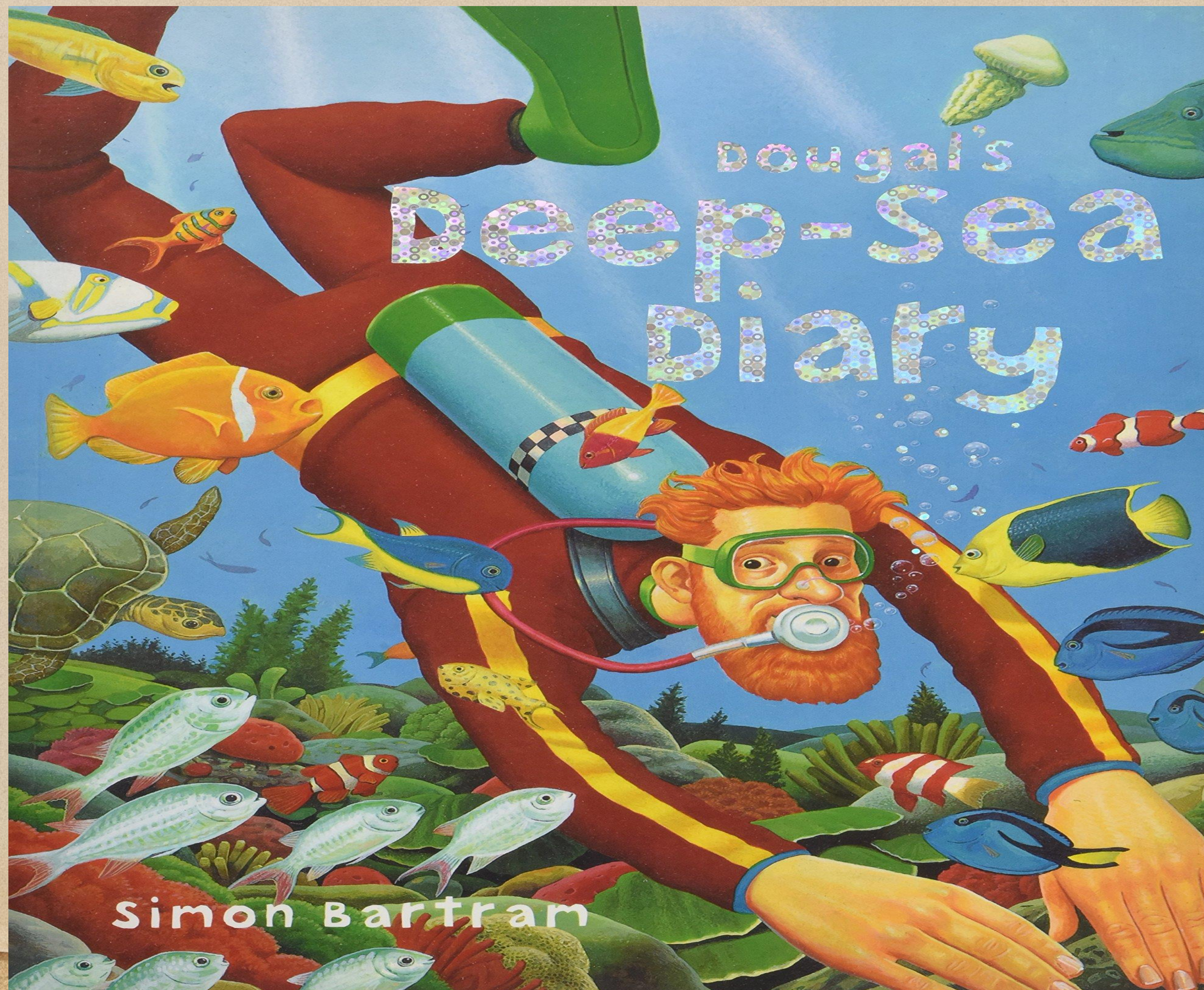


Say it and count the words

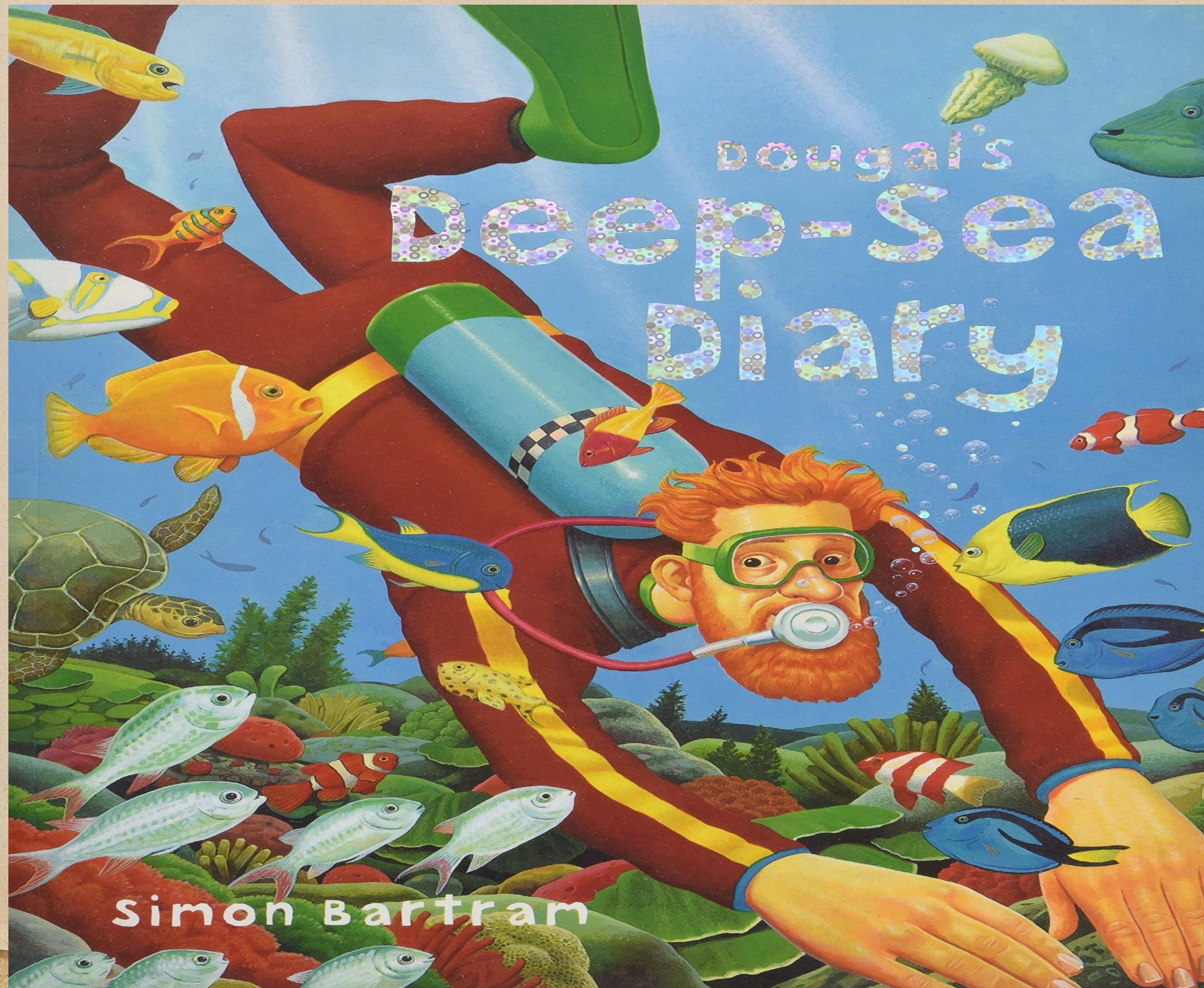


Write your sentence

This week we are going to learn a new story map! It is called 'Dougal's deep sea diary'



Today we are going to imitate the second paragraph. If you found this story map a bit easier yesterday, you can change some of the ideas today!




Paragraph 1

Dear diary,

I finished work and started my holiday! I packed my bags and went to bed early.

The next day, I became Dougal the deep-sea diver!

The next morning, I set off to the harbour and read all about a city under the sea called Atlantis!



Paragraph 2

On Sunday I went for my first dive of the week and met so many fishy friends. I went swimming all day until my skin went wrinkly! Two days later, I put on a very heavy suit and went for the deepest dive so far. I kept bumping into things but I didn't see anything interesting.



Paragraph 3

Thursday came and I found an ancient treasure chest hidden in an unsafe shipwreck. I unlocked it and inside were coins, crowns and an unusual map. I wonder where it leads to? On Friday, I followed the map and disappeared deeper into the sea than I'd ever been before.

There it was.

It was real. It was Atlantis! There were mermaids, mermen and king Neptune.


The next day was Monday and surely I had to go back to work. Didn't I?

Dougal



We are learning to use capital letters for names, places and days of the week.

Who can help me sort these cards into a yes and no pile?



Yes	No

In a minute, we are going to go off for independent learning time. If you find this story a bit trickier, please imitate using the story map to help you. If you would like a challenge, have a go at changing some of the ideas to write your own diary about going somewhere.

Any ideas?

Option 1

A story map diagram for Option 1. It consists of eight horizontal rows of icons and text. The first row has a diary icon, a red box with 'diary', and a green dot. The second row has a stick figure, a bed, and a person at a desk. The third row has an ampersand, a stick figure, a sun, an exclamation mark, a stick figure, a book, and the word 'ed'. The fourth row has a stick figure, a boat, the letter 's', an ampersand, the word 'went', a stick figure, a bed, and a clock. The fifth row has a sun, a stick figure, a stick figure, the name 'Dougal', and a right-pointing arrow. The sixth row has a flag, a book, a stick figure, an exclamation mark, a right-pointing arrow, a building, and a sun. The seventh row has a stick figure, a stick figure, a right-pointing arrow, a right-pointing arrow, a building, an ampersand, and a right-pointing arrow. The eighth row has a stick figure, a book, a right-pointing arrow, a diamond, a building, a stick figure, and a right-pointing arrow. To the right of the diagram are seven checkboxes, each with a symbol: 'A', a dot, a wavy line, 'size', a downward arrow, and a right-pointing arrow.

Handwriting practice lines for Option 1, consisting of ten horizontal lines with red borders on the top and bottom lines.

Option 2

A story map diagram for Option 2. It consists of eight horizontal rows of icons and text. The first row has a diary icon, a red box with 'diary', and a green dot. The second row has a sun, the word 'is', a right-pointing arrow, a sun, a stick figure, a bed, and a person at a desk. The third row has an ampersand, a stick figure, a sun, an exclamation mark, a stick figure, a book, and the word 'ed'. The fourth row has a stick figure, a boat, the letter 's', an ampersand, the word 'went', a stick figure, a bed, and a clock. The fifth row has a sun, a stick figure, the word 'will', a stick figure, the name 'Dougal', and a right-pointing arrow. The sixth row has a box containing the text 'jungle explorer', an exclamation mark, a right-pointing arrow, a building, and a sun. The seventh row has a stick figure, a stick figure, a right-pointing arrow, a right-pointing arrow, a box containing the text 'airport', an ampersand, and a right-pointing arrow. The eighth row has a stick figure, a book, a right-pointing arrow, a diamond, a box containing the text 'rain forest', a stick figure, and a right-pointing arrow. The ninth row has a box containing the text 'ed', a box containing the text 'the Amazon.', and a right-pointing arrow. To the right of the diagram are seven checkboxes, each with a symbol: 'A', a dot, a wavy line, 'size', a downward arrow, and a right-pointing arrow.

Dear diary,
 I finish worked and started my holiday!
 I packed my bags and went to
 bed early. Tomorrow, I will become Dougal
 the jungle explorer! The next morning, I
 set off to the airport and read about

Independent learning time

Hand-drawn cards with icons and text:

- Card 1: Person icon, "went", hand icon, person in circle, "1st", fish icon.
- Card 2: "of", arrow, dice icon, "&", two people icon, "so", bowl icon.
- Card 3: Fish icon, two people icon, "went", person swimming icon.
- Card 4: Candles icon, sun icon, clock icon, person icon, hand icon, "went".
- Card 5: Face icon, "!", "2", sun icon, clock icon, person icon, hand icon.
- Card 6: Person icon, "very", person icon, "&", "went".
- Card 7: Hand icon, arrow, "est", fish icon, "so", circle icon.
- Card 8: Person icon, "kept", person icon, "to", person icon.
- Card 9: "but", person icon, "X", person icon, person icon, person icon, heart icon.

Hand-drawn cards with icons and text:

- Card 1: Person icon, "went", hand icon, person in circle, "1st", fish icon.
- Card 2: "of", arrow, dice icon, "&", two people icon, "so", bowl icon.
- Card 3: Fish icon, two people icon, "went", person swimming icon.
- Card 4: Candles icon, sun icon, clock icon, person icon, hand icon, "went".
- Card 5: Face icon, "!", "2", sun icon, clock icon, person icon, hand icon.
- Card 6: Person icon, "very", person icon, "&", "went".
- Card 7: Hand icon, arrow, "est", fish icon, "so", circle icon.
- Card 8: Person icon, "kept", person icon, "to", person icon.
- Card 9: "but", person icon, "X", person icon, person icon, person icon, heart icon.

- A
-
- iii
- size←
- ↓↑

Handwritten practice area with multiple horizontal lines, some highlighted in red.


Let's check! Have you....

Used full stops

Used capital letters for names, places and days

Made sure your sentences make sense?

Changed some of the ideas



Home Learning Task

Change some / more of the ideas!

Today we are going to change the first paragraph of our diary entry. This time we're going to be writing about a different place. You will still be writing as Dougal. Write your new ideas in the boxes today and then practise it. Once you know your sentences really well, write the first paragraph on the next page. Don't forget capital letters for names and places.

 	<input type="checkbox"/>	A
 is     	<input type="checkbox"/>	.
        	<input type="checkbox"/>	...
  will   Dougal 	<input type="checkbox"/>	+
<input type="text" value="jungle explorer"/>   	<input type="checkbox"/>	+
     <input type="text" value="airport"/> 	<input type="checkbox"/>	+
     <input type="text" value="rain forest"/>	<input type="checkbox"/>	+
<input type="text" value=""/>   <input type="text" value="the Amazon."/> 	<input type="checkbox"/>	+

Dear diary,
I finish worked and started my holiday!
I packed my bags and went to
bed early. Tomorrow, I will become Dougal
the jungle explorer! The next morning, I
set off to the airport and read about
a rain forest called the Amazon.

We would love to see the learning you are doing at home!



You can send it to any of your teachers by emailing cawhomelearning@gmail.com. We'd love to see pictures or any of your writing typed up and sent in!

You can also find the home learning tasks on the school website.