



Tuesday 6th July 2021

To be able to understand how volcanoes are formed

Waiting task:

An introduction to volcanoes

On a piece of paper, write down everything you know about volcanoes.



With Mr Morrison



CAW Online Learning Expectations

So that we can learn online:

I will listen when my teacher is talking. *Stay near to your laptop/tablet so that you can hear your teacher.*

I will be on time. *Get your laptop/tablet ready before your session is going to start. Sit at a table and have some paper and a pencil with you. Your teacher will start at the time you have been given.*

I will be respectful. *Take turns to speak or ask questions. Click on the raise hand button and wait for your teacher to give you a turn to speak. If you want to answer 'yes' or 'no' click on these buttons.*

I will be kind. *Think before you send messages. Is this true? helpful? necessary? kind?*

I will be ready for learning. *Wear appropriate clothes and try not to have breaks during the session e.g. having a drink or going to the toilet.*

If possible please can you wear headphones to help prevent distractions during the lessons!



City Academy
Whitehawk

How to ask/answer questions...


These signs show you how I would like your answers...



You can type
your answer



You can put your hand
up if you would like to
be unmuted to share
your answer



I will give you some
answers and you will
choose the one you
think is correct!

Let's recap...

In Paragon we learn about History...



or



History is the study of past events



What time in history are we learning about? Today we are carrying out a geography lesson.




Mesozoic Era

250,000,000
years ago



Stone Age

15,000 BC -
2,500 BC



Bronze Age

3,000 BC -
800 BC




Iron Age

800 BC -
AD43



Romans in Britain

AD43 -
AD410



Anglo-Saxons

AD410 -
AD1066



Vikings

AD793 -
AD1066



Normans

AD1066 -
AD154



Middle Ages

AD154 -
AD1485



Tudors

AD1485 -
AD1603




Georgians

AD1714 -
AD1837



Empire and Sea
Power

AD1714 -
AD1837



The Industrial
Revolution

AD1760 -
AD1820




Victorians

AD1837 -
AD1901



World Wars

WW1 - 1914 - 1918
WW2 - 1939 - 1945



Modern Britain

1945 - now

Let's recap...

In Paragon we also learn about Geography ...

Geography is the study of the earth's physical features and its people.

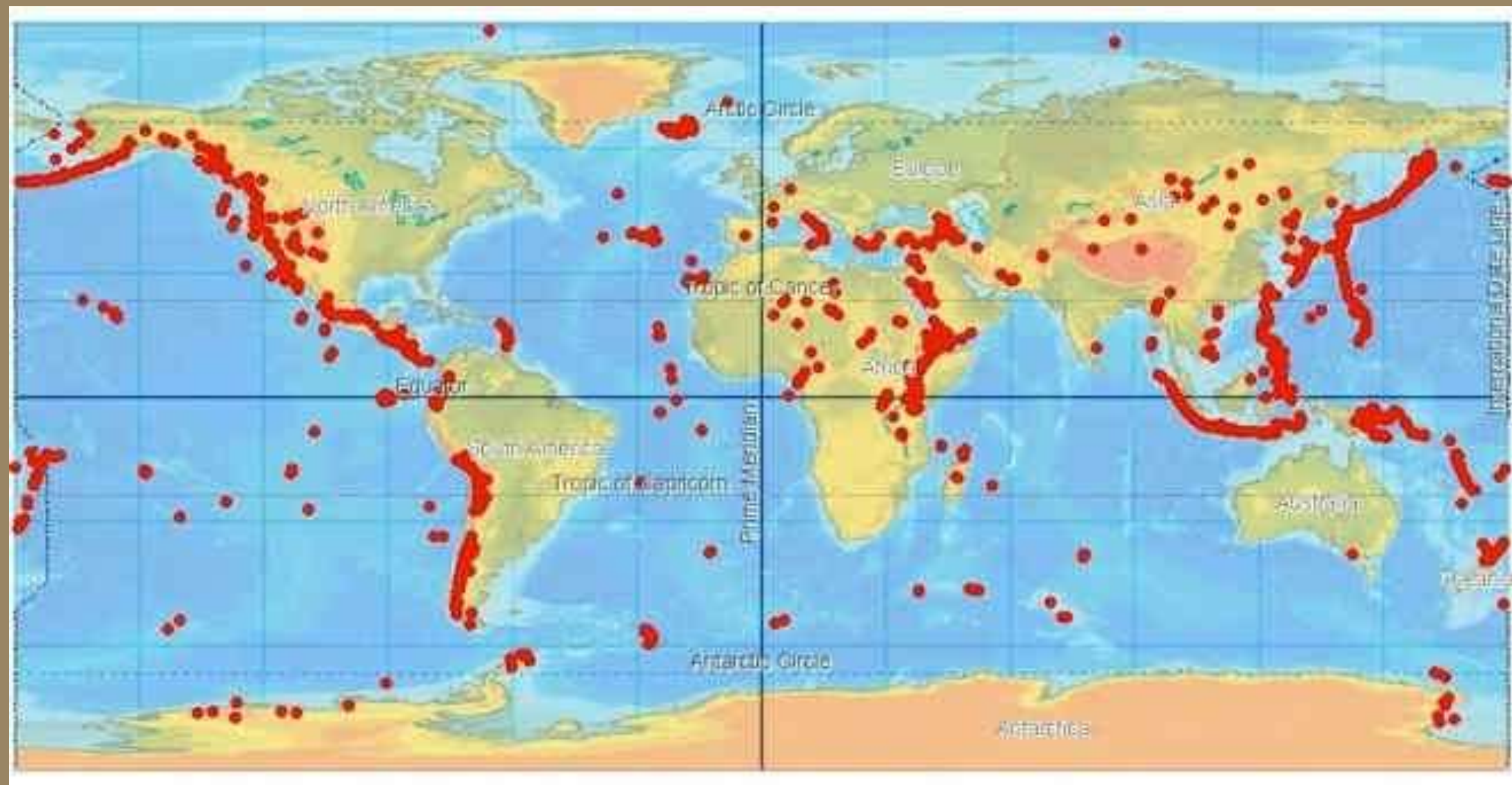
Where are we learning about?

There are volcanoes all over the world. See next slide!



or
























Let's get warmed up!



Spell Your Own Workout!

| | | | | | | |
|--|---|---|---|---|---|---|
| A sit ups  15 times | B burpees  15 times | C press ups  15 times | D lunges  15 times | E squats  15 times | F frog jumps  15 times | G toe touches  15 times |
| H high knees  15 times | I star jumps  15 times | J jump lunges  15 times | K sofa dips  15 times | L tuck jumps  15 times | M arm circles  15 times | N sprint on spot  15 seconds |
| O leg lift  15 seconds | P plank  15 seconds | Q bicycle legs  15 seconds | R jumping jacks  15 seconds | S jog on spot  15 seconds | T balance (right)  15 seconds | U jump  15 seconds |
| V heel flicks  15 seconds | W wall sit  15 seconds | X balance(left leg)  15 seconds | Y tree pose  15 seconds | Z floss  15 seconds | <p>Spell out your name and note down each move you need to do for each letter - this makes your own personal workout!</p> <p>Next, why not try a friend, family member or celebrity's name?</p> | |

An introduction to the volcanoes

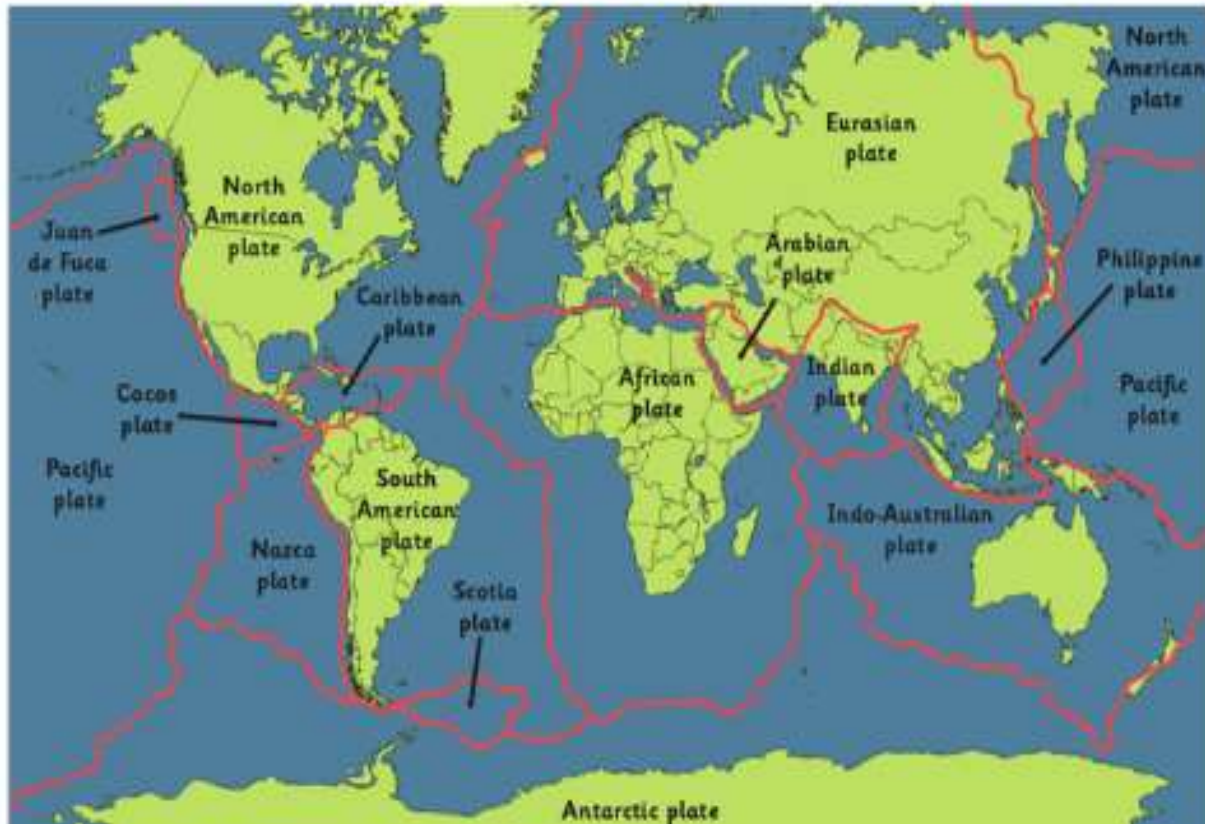


Key Question (s) - What is a volcano, how does it erupt and what impact can it have on those living around it?

Tectonic Plates



The Earth's crust isn't one solid layer. It is broken up into huge areas called tectonic plates that float on top of the mantle.



First, grab two pieces of paper.


Next, push them, slides them and rub them into one another.

Last, what happens?

Tectonic Plates



<https://www.youtube.com/watch?v=yBr-D1cFmEs>

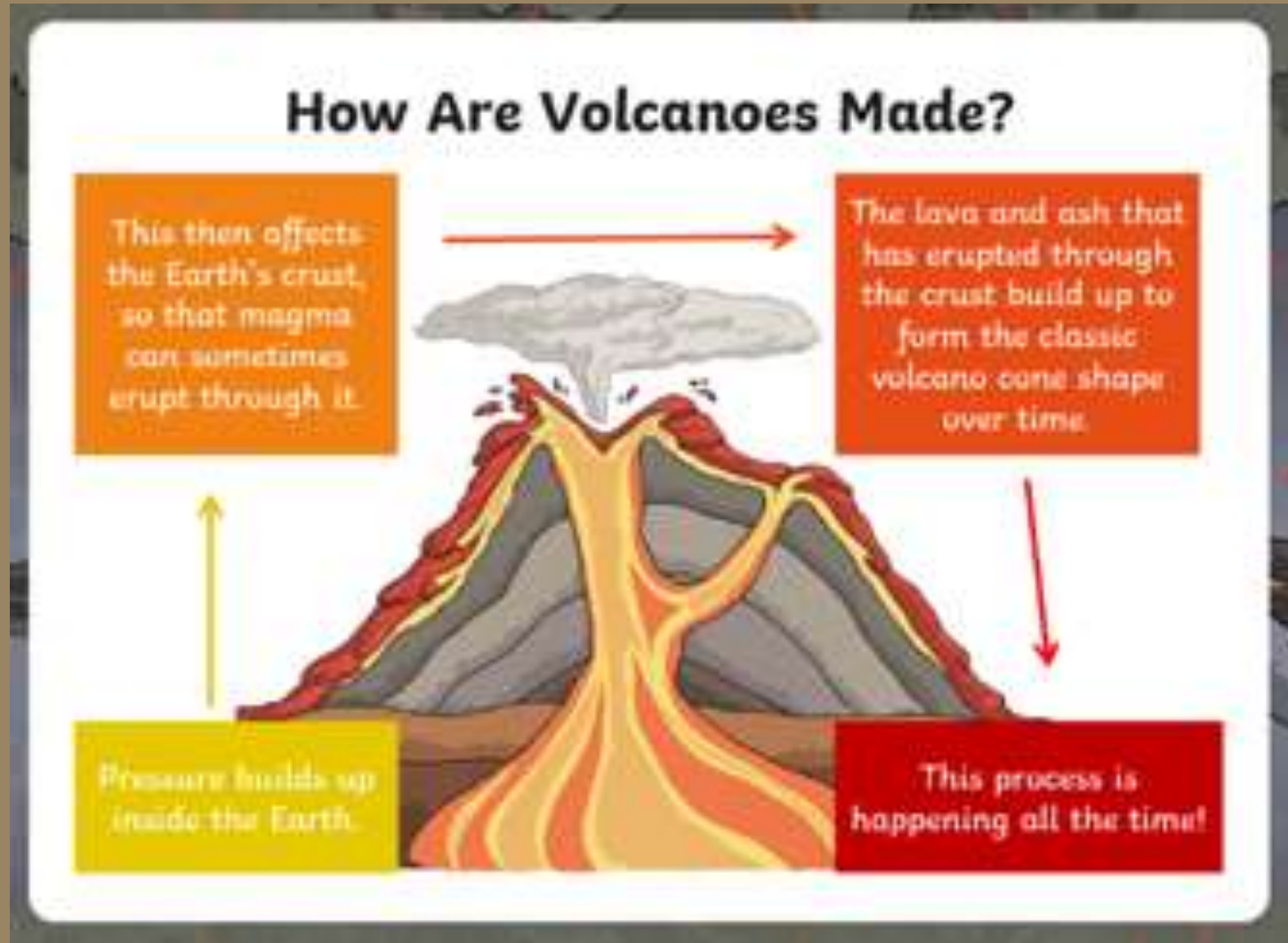


First, copy and paste the link.

Next, watch.

Last, discuss.

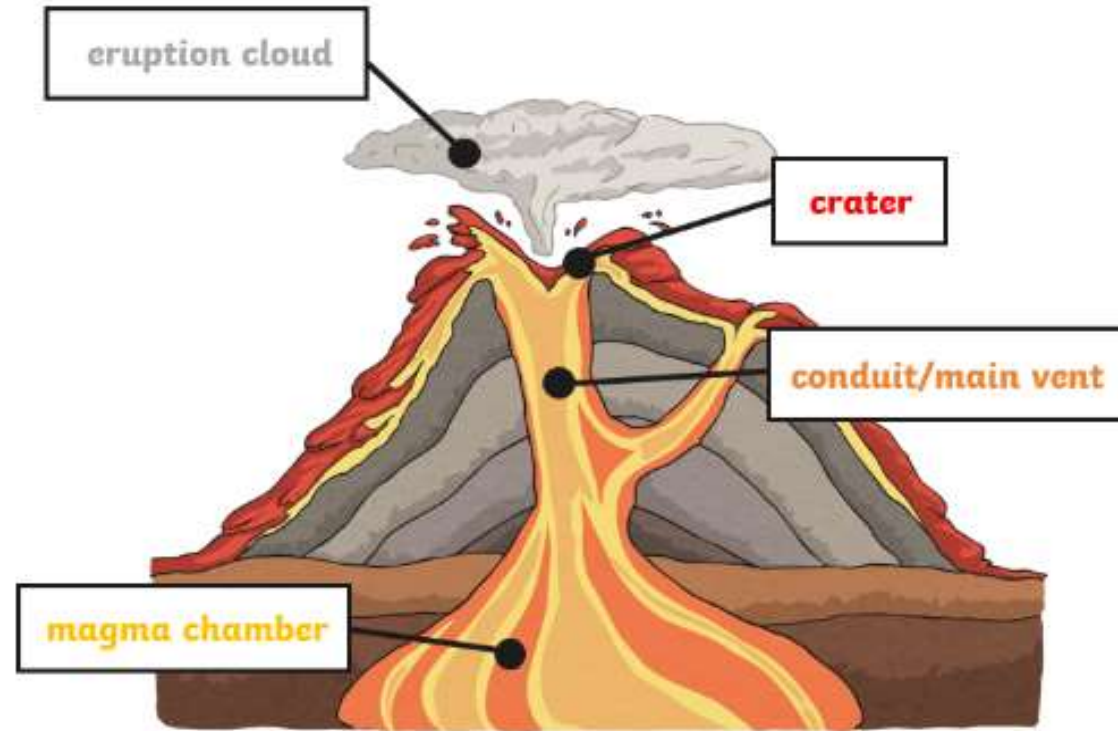
How are volcanoes made?



What's it all called?



What's It All Called?



Example - Pompeii



Pompeii was a Roman city. ...
On 24 August, 79 AD, a volcano called Mount Vesuvius erupted and destroyed the city and its people, killing 2,000 of them. Pompeii is now considered one of the world's most important historical sites because of the way the volcanic ash preserved the city and its people.



Learning Task

Volcano labelling or making activity, depending on what you have in the house!



Today, we would like you to either label the parts of the volcano on the sheet provided, or make your own volcanic eruption, but it does depend on what your parents and carers have in the house.

First - Read through your instructions.

Next - Decide whether you are going to label or carry out your volcanic eruption and proceed to do so.

Last - Write a brief explanation how volcanoes are formed and the impact they can have on societies that live around them.

Ways to keep in touch and take part in learning:



- Please see the CAW Live Lessons tab on the school website to access this PowerPoint and your Learning Task.

- Remember you can email any home learning work to:

cawhomelearning@gmail.com



- Don't forget you can still use Purple Mash to stay in touch with your friends and teachers!



Any questions?



or

