

Reading with Mr Faers

The Fox and the Crow

A fox went hunting in the woods.
He was hunting all night, but he had no luck.
On his way back to his den,
he felt very hungry.

Then he met a big black crow.
He was sitting high up on the branch of a tree.
In his mouth was a lump of cheese.



- 1 The fox went hunting in the: street ☐ woods ☐
 hills ☐ pond ☐

- 2 How long had the fox been hunting?
- _____

- 3 The crow was sitting in a: tree ☐ sandpit ☐
 playground ☐ barn ☐

- 4 The crow had: a lump of cheese ☐ a bag of crisps ☐
 a sandwich ☐ an apple ☐
 in his mouth.

Today you will need:

- Paper/whiteboard
- Pen/pencil
- Headphones if you have them

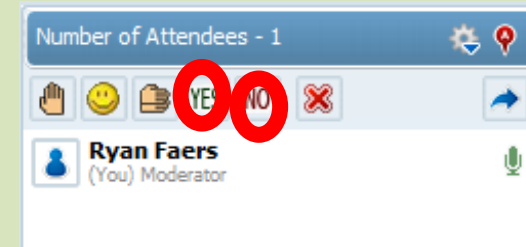
Earn online learning tickets!





Use the hands up button if you'd like to talk

Make sure you've got something to write on



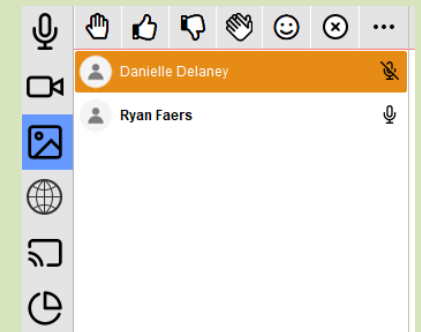
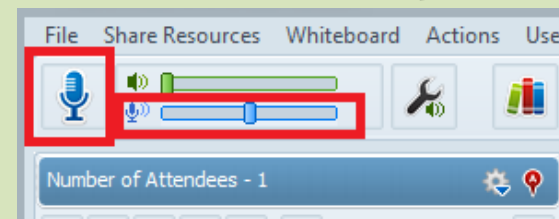
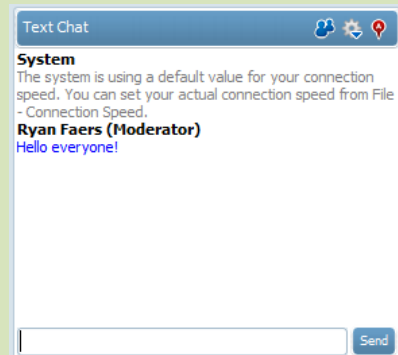
Press the yes or no button to answer some questions

Only use the chat function when asked




Keep your microphones muted unless you've been asked to answer a question

Be ready to learn and have a go!



Today's sound:





cup of tea

ea

Say the one I point to...



cup of tea

ea

Can you spot ea?

Thumbs up
when you
see it!



ea

Say the sound...

ay

Say the sound...

or

Say the sound...

ow

Say the sound...

igh

Say the sound...

ea

Say the sound...

air

Say the sound...

ur

Say the sound...

ew

Lets read words with ea in...

seat

Lets read words with ea in...



real

Lets read words with ea in...

The word "dream" is written in a black, cursive script. It is centered within a light green rectangular box that has a thin black border. The letters are connected in a fluid, handwritten style. The 'd' has a tall ascender, and the 'm' has a long, sweeping tail that curves back towards the right.

dream

Lets read words with ea in...

scream

Now we're going to read some words
with sounds we've already practised...



day

Now we're going to read some words
with sounds we've already practised...

The word "food" is written in a large, black, cursive script. It is centered within a light green rectangular box that has a thin black border. The letter 'f' is particularly large and extends both above and below the main body of the word. The two 'o's are round and connected to each other and to the 'd'.

Now we're going to read some words
with sounds we've already practised...

The word "chair" is written in a black, cursive script. It is centered within a light green rectangular box that has a thin black border. The letters are connected in a fluid, handwritten style. The 'c' is a simple curve, the 'h' has a tall vertical stem, the 'a' is a rounded loop, the 'i' has a small dot above it, and the 'r' has a long, sweeping tail.

chair

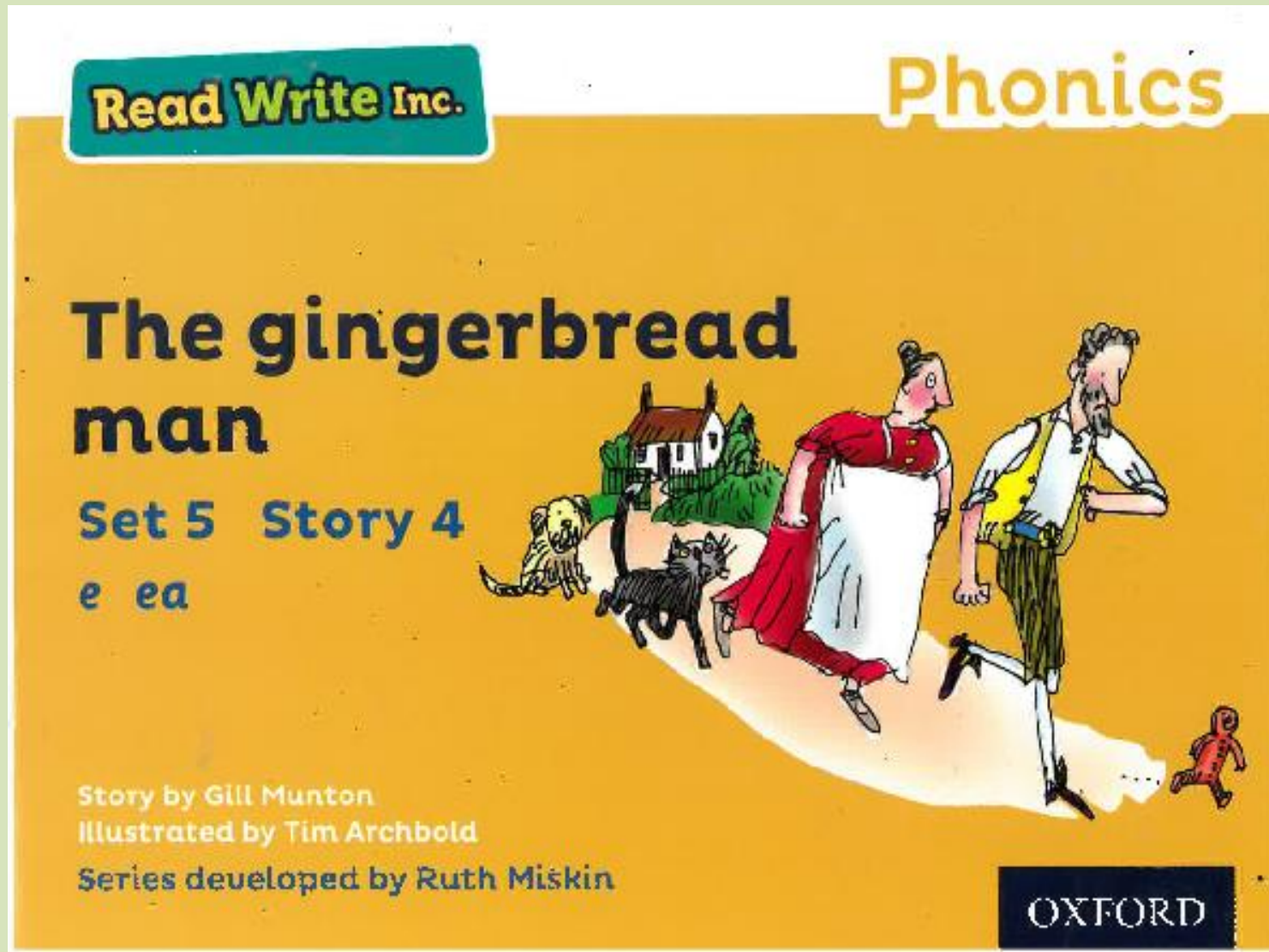
Now we're going to read some words
with sounds we've already practised...

The word "twirl" is written in a black, cursive-style font. It is centered within a light green rectangular box that has a thin black border. The letters are connected in a fluid, handwritten manner. The 't' has a small loop at the bottom, the 'w' is formed by two 'v' shapes, the 'i' has a dot above it, the 'r' has a wavy tail, and the 'l' is a simple vertical stroke with a small hook at the bottom.

Writing with fred fingers



This weeks book:



If I'm in red, purple,
pink, orange:

Reading the words,
challenge yourself!

If I'm in yellow, blue,
grey:

Reading with fluency

If I'm in rainbow:

Reading with fluency
and expression



Speed Sounds

Consonants

Ask children to say the sounds.

f	l	m	n	r	s	v	z	sh	th	ng
ff	ll	mm	nn	rr	ss	ve	zz			nk
ph	le		kn	wr	se		se			
					ce		s			

b	c	d	g	h	j	p	qu	t	w	x	y	ch
bb	k	dd	gg		g	pp		tt	wh			tch
	ck				ge							

Each box contains one sound but sometimes more than one grapheme.

Focus graphemes for this story are **circled**.



Vowels

Ask children to say the sounds in and out of order.

a	e	i	o	u	ay	ee	igh	ow
	ea					y	i	o
at	hen	in	on	up	day	see	high	blow

oo	oo	ar	or	air	ir	ou	oy
			oor				oi
			ore				
zoo	look	car	for	fair	whirl	shout	boy



Have a practise!



Speed Sounds

Consonants

Ask children to say the sounds.

f	l	m	n	r	s	v	z	sh	th	ng
ff	ll	mm	nn	rr	ss	ve	zz			nk
ph	le		kn	wr	se		se			
					ce		s			

b	c	d	g	h	j	p	qu	t	w	x	y	ch
bb	k	dd	gg		g	pp		tt	wh			tch
	ck				ge							

Each box contains one sound but sometimes more than one grapheme.

Focus graphemes for this story are **circled**.

Vowels

Ask children to say the sounds in and out of order.

a	e	i	o	u	ay	ee	igh	ow
	ea					y	i	o
at	hen	in	on	up	day	see	high	blow

oo	oo	ar	or	air	ir	ou	oy
			oor				oi
			ore				
zoo	look	car	for	fair	whirl	shout	boy

These are the story green words in
this week's story:

currants

These are the story green words in
this week's story:

buttons

These are the story green words in
this week's story:

crafty

These are the story green words in
this week's story:

dusty

These are the story green words in
this week's story:

oven *

These are the story green words in
this week's story:

gingerbread *

These are the story green words in
this week's story:

finished

These are the story green words in
this week's story:

winked

These are the story green words in
this week's story:

pulled

These are the story green words in
this week's story:

sniffed

These are the story green words in
this week's story:

lifted

These are the story green words in
this week's story:

sticky

These are the story green words in
this week's story:

gasped

These are the story green words in
this week's story:

grinned

These are the story green words in
this week's story:

licked



Story Green Words



Ask children to read the words first in Fred Talk and then say the word.



test fresh crisp cloth felt like lead

Ask children to say the syllables and then read the whole word.

curr|ants butt|ons craft|y dust|y o|ven* ging|er|bread*

Ask children to read the root first and then the whole word with the suffix.

finish → finished wink → winked pull → pulled

sniff → sniffed lift → lifted stick → sticky gasp → gasped

grin → grinned lick → licked

* Challenge Words

Have a practise!

What do some of our story green words mean?



Vocabulary Check

Discuss the meaning (as used in the story) after the children have read each word.

currants

definition:

small black fruit like raisins

gasped

breathed heavily, out of breath

felt like lead

really heavy

crafty

clever

dusty

dirty, dry mud

sentence:

Ann put down the bag of currants.

"Stop!" gasped Seth.

They ran so fast that their legs felt like lead.

Then the crafty old fox began to run.

The fox led him along a dusty track.



Home learning activity

First — Practice your story green words

Next — Read the vocabulary check

Last — write your own definitions for the other story green words

e.g winked means you closed one of your eyes.



We would love to see the learning you are doing at home!



You can send it to any of your teachers by emailing cawhomelearning@gmail.com. We'd love to see pictures or any of your writing typed up and sent in!

You can also find the home learning tasks on the school website.