

Reading with Mr Faers

"Mmm," said the fox to himself.

"That lump of cheese looks good,
and I think I can get it."

"Good morning," he said to the crow.

"I see you are a crow, and
I know a lot about crows.

I know that crows are very good at singing.
Will you sing for me?"



5 The fox wanted the:

sandwich ☐

apple ☐

cheese ☐

bun ☐

6 The fox said that crows are very good at:

hissing ☐

singing ☐

shouting ☐

humming ☐

7 The fox asked the crow to:

run ☐

jump ☐

sing ☐

hop ☐

for him.

Today you will need:

- Paper/whiteboard
- Pen/pencil
- Headphones if you have them

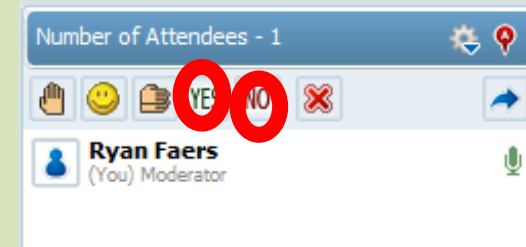
Earn online learning
tickets!





Use the hands up button if you'd like to talk

Make sure you've got something to write on



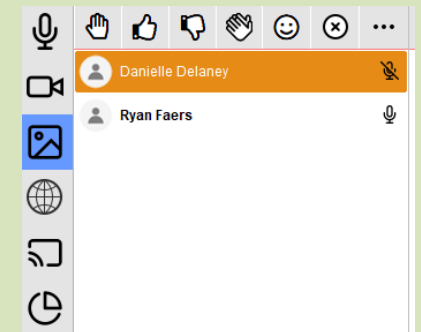
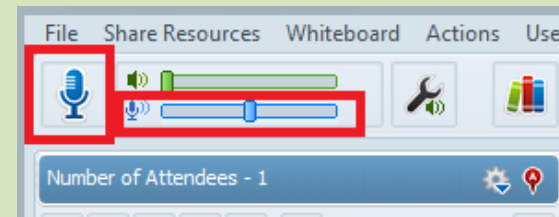
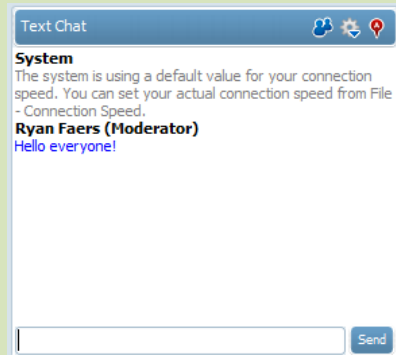
Press the yes or no button to answer some questions

Only use the chat function when asked





Keep your microphones muted unless you've been asked to answer a question

Be ready to learn and have a go!



Today's sound:





spoil the boy

oi

Say the one I point to...

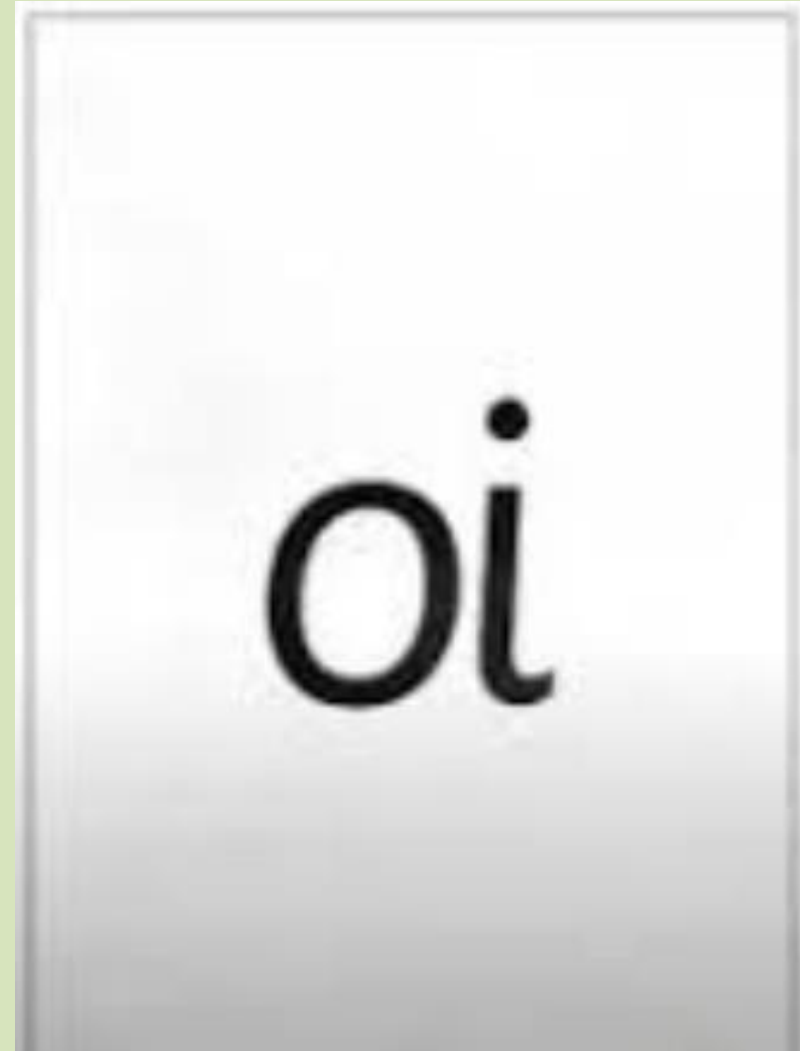


spoil the boy

oi

Can you spot oi?

Thumbs up
when you
see it!



Say the sound...

ay

Say the sound...

ea

Say the sound...

ow

Say the sound...

igh

Say the sound...

oi

Say the sound...

air

Say the sound...

ur

Say the sound...

ew

Lets read words with oi in...

coin

Lets read words with oi in...

voice

Lets read words with oi in...

spoilt

Lets read words with oi in...



boil

Now we're going to read some words
with sounds we've already practised...



out

Now we're going to read some words
with sounds we've already practised...

The word "dirt" is written in a black, cursive-style font. It is centered within a light green rectangular box that has a thin black border. The letters are connected in a fluid, handwritten manner. The 'd' has a tall ascender, the 'i' has a small dot, the 'r' has a wavy tail, and the 't' has a vertical stem with a small crossbar.

Now we're going to read some words
with sounds we've already practised...



star

Now we're going to read some words
with sounds we've already practised...

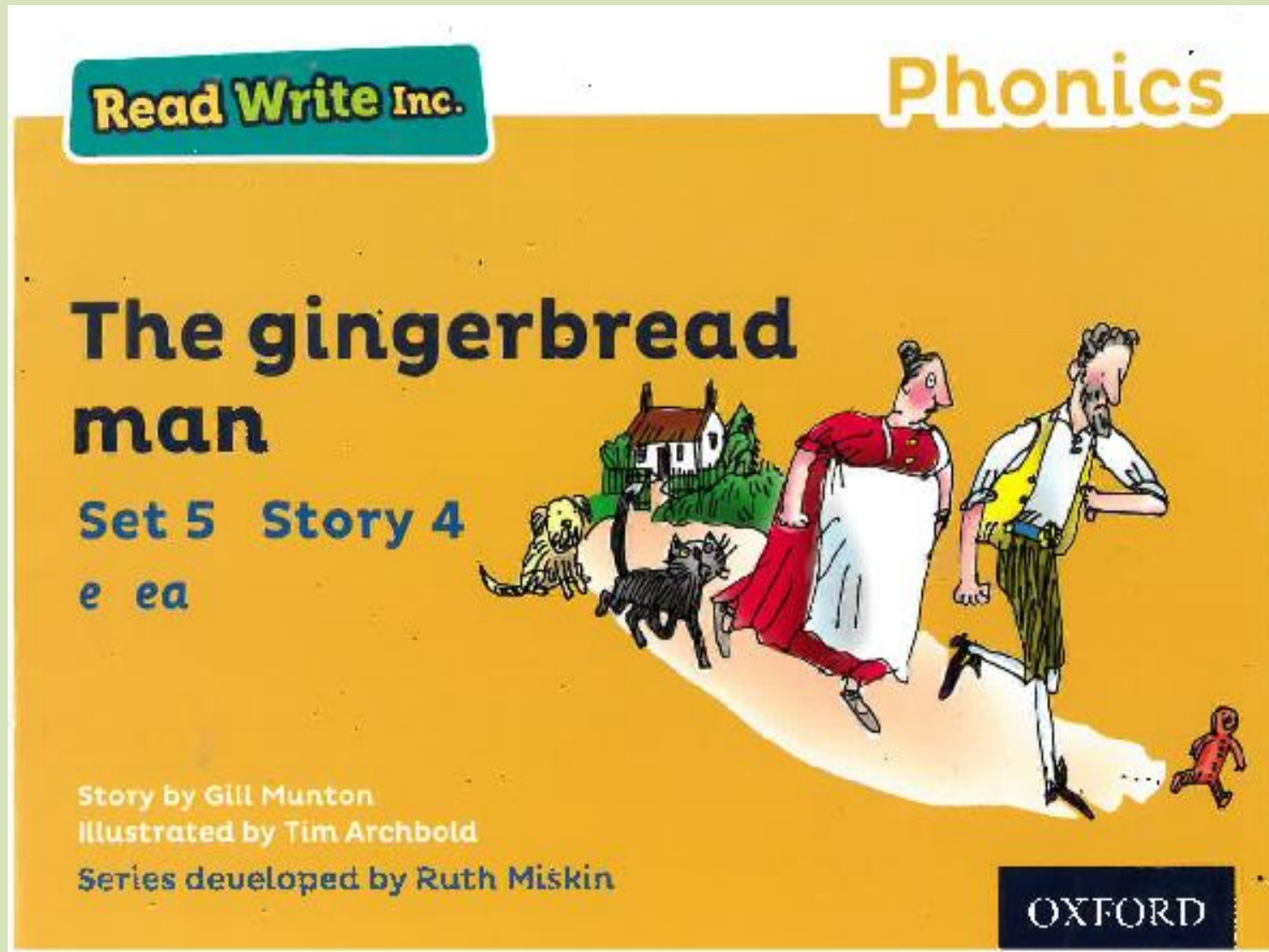


snow

Writing with fred fingers



This weeks book:



If I'm in red, purple,
pink, orange:

Reading the words,
challenge yourself!

If I'm in yellow, blue,
grey:

Reading with fluency

If I'm in rainbow:

Reading with fluency
and expression

These are some of the red words in
this week's story:

some

These are the red words in this week's
story:

was



These are the red words in this week's
story:

they

These are the red words in this week's
story:

what

Lets write the red rhythms:



Red Words

Ask children to practise reading the words across the rows, down the columns and in and out of order clearly and quickly.



to	was	her	said
you	you	of	was
they	their	was	want
some	small	all	are
were	do	school	what

Have a practise!

These are some of the speedy green words in this week's story:

left

These are some of the speedy green
words in this week's story:

next

These are some of the speedy green
words in this week's story:




rest

These are some of the speedy green words in this week's story:

help

Speedy Green Words

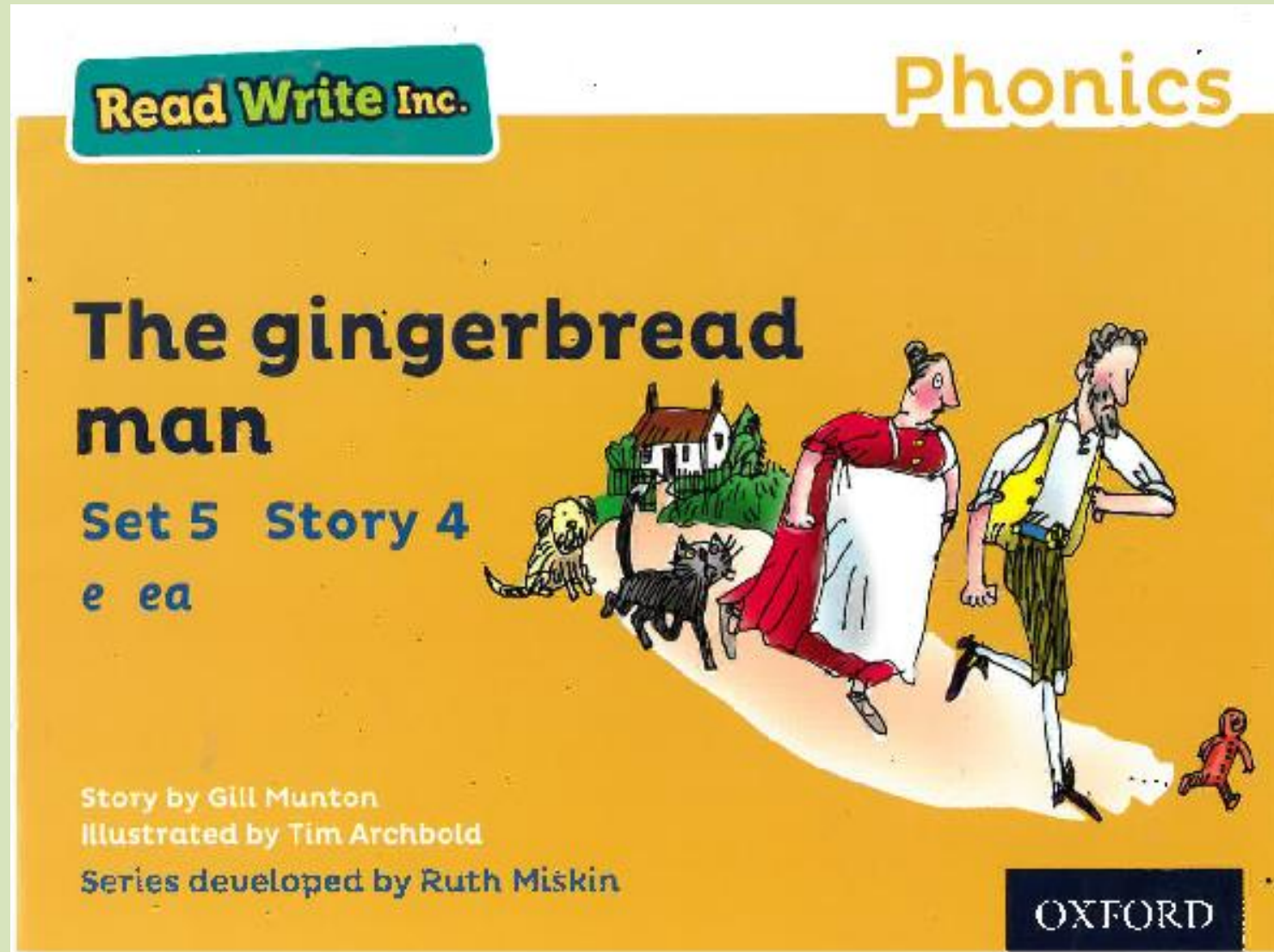
Ask children to practise reading the words across the rows, down the columns and in and out of order clearly and quickly.



pushed	head	bread	spread
bottom	bread	head	catch
singing	kitchen	last	think
left	next	jumped	began
rest	help	running	thanks

Have a practise!

It's time to read our story!



The gingerbread man

Hands, legs, a head ...
Six currants for buttons ...
and the last gingerbread man was finished!



Ann put down the bag of currants.
Her husband Seth pushed the tin of
gingerbread men into the hot oven.
That was when the last gingerbread man ... winked!



“I think I will get them out of the oven,”
said Seth at six o’clock.

He pulled the tin out, sniffed,
and bit off a bit of leg.



“Well, I have got to test them,” he said.
“Mmmm! Fresh and crisp! Not bad!”

He left the tin next to the bread bin,
with a cloth spread on top.

The last gingerbread man lifted his sticky head
off the bottom of the tin.

He lifted the cloth. He lifted his legs – and jumped out!

He ran out of the kitchen!



“Stop!” yelled Seth.

“Stop!” yelled Ann.

He ran from Seth and Ann, singing,

“Run, run, as fast as you can!

You can’t catch me.

I am the gingerbread man!”

Ann's black cat Lucky began to run as well.

"Stop!" yelled Seth.
"Stop!" yelled Ann.
"Stop!" yelled Lucky.
But the gingerbread man ran on.

"Run, run, as fast as you can!
You can't catch me. I am the gingerbread man!"



Seth's fat dog Bonzo began to run as well.
"Stop!" gasped Seth. "Stop!" gasped Ann.
"Stop!" gasped Lucky. "Stop!" gasped Bonzo.
They ran so fast that their legs felt like lead.
They had to stop to rest.



But the gingerbread man ran on.
"Run, run, as fast as you can!
You can't catch me.
I am the gingerbread man!"

Then the crafty old fox began to run.

“Stop!” he yelled. “Let me help you, gingerbread man!”

He licked his lips.



The gingerbread man stopped running and grinned at the crafty old fox.

“Well, thanks!” he said.

The fox led him along a dusty track.
At the end of it was his den.
The crafty old fox licked his lips ...
and that was the end of the gingerbread man!



Now I'm going to read you the
story so you can enjoy it!



Home learning activity

First — Practice the red words in the story

Next — Practise the speedy green words in the story

Last — Read the story



We would love to see the learning you are doing at home!



You can send it to any of your teachers by emailing cawhomelearning@gmail.com. We'd love to see pictures or any of your writing typed up and sent in!

You can also find the home learning tasks on the school website.